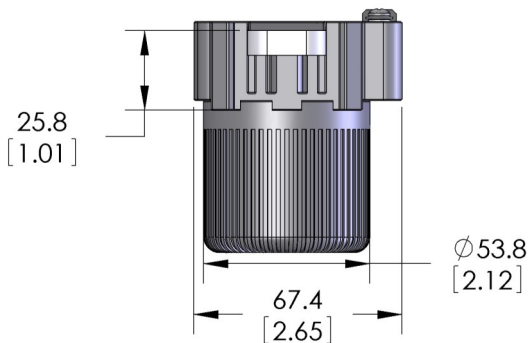
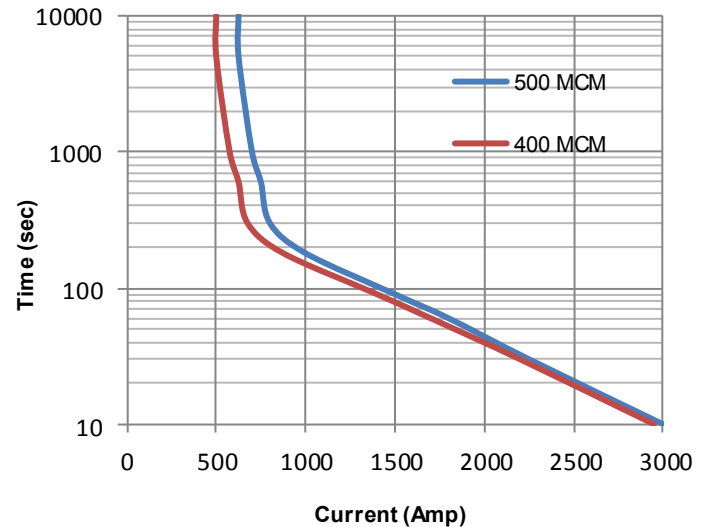


Key Features

EPIC[®] Seal	Ceramic to metal braze. Gas filled hermetic chamber protects key components. Exceeds IP69K standard
Temperature	Tested to temperatures up to 200°C
Contacts / Form	Silver / SPST / NO
Coil	Efficient two coil design with no PWM or EMI emissions. Coil suppression built in
High Shock and Vibration	For rugged environments, off-road and tracked vehicles
Installation	Not direction sensitive
Made in USA	Designed and manufactured in the USA
Reference	MIL-R-6106, RoHS



Current Carry vs Time
with 85°C terminal temperature rise



Mounting Hardware

M8 [5/16"] Bolts (not incl.)

Torque 2-4 Nm [18-35 in-lb]

Case Material

Zytel FR 50

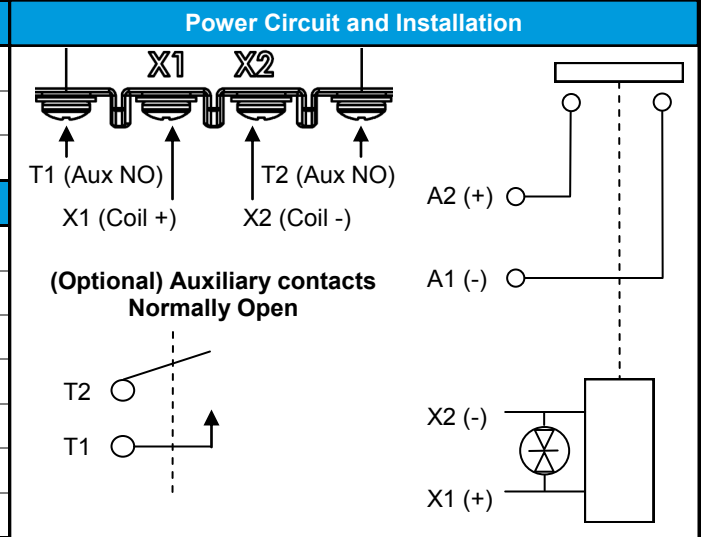
Technical Specification	
Continuous Current	600A w/ 500MCM (see graph on reverse)
Max Current—1 sec	4000A
Max Current—10 sec	3000A
Max Current—90 sec	1500A
Contact Voltage Drop (max)	150mV at 600A
Insulation Resistance (min)	100MΩ (50MΩ after life)
Dielectric Withstanding	1500VRMS (1050 VRMS after life)
Operate Time (max)	20 msec (include bounce)
Release Time (max)	12 msec
Weight	1.7 lb (770 grams)

MX66 D

Coil Voltage:
B = 12V
C = 24V
F = 48V

Auxiliary Contacts:
Blank = none
B = SPST, Normally Open

Resistive Load Switching	
600A at 24 VDC	100,000 cycles
Mechanical Life	300,000 cycles
Fault Interrupt @ 28VDC	4000A



Environmental Specifications	
Seal	Hermetic, 10 E-9 atm cc/sec
Temperature Range	-55°C to +90°C
Shock	Sawtooth @ 20G, 11ms, ½ Sine @ 25G, 11ms
Vibration	10-2000 Hz, 20G
Water / Steam	2750 psi waterjet, 105 psi steam, boiling water
Salt Spray Corrosion	MIL-STD-810G
Resistant to corrosion, chemicals, and fungal growth	

Auxiliary contacts (optional) - Form A, SPST Normally Open	
Switching Current (max)	1A at 28VDC
Switching Current (min)	0.1mA at 5V

Coil Data			
*Contact factory for additional coil voltages			
Coil Part #	B	C	F
Nominal Voltage	12 VDC	24 VDC	48 VDC
Max Voltage	16 VDC	33VDC	60 VDC
Pickup Voltage (max)	10 VDC	20 VDC	40 VDC
Dropout Voltage	0.5 to 5.5 VDC	0.5 to 10 VDC	2 to 21 VDC
Pull-in Current (max 75ms)	3.5 A	1.8 A	0.9 A
Coil Current (Amps)	0.65 A	0.3 A	0.06 A
Coil Power (Watts)	8 W	8 W	2.88 W
Internal Coil Suppression	Transorb		
Coil Back EMF	45V		110V



Options and Accessories	

GIGAVAC®		See Terms of Use for additional information
www.gigavac.com	info@gigavac.com	+805-684-8401
Rev 1	11/11/10	© 2010 GIGAVAC, LLC Page 2 of 2 MX66