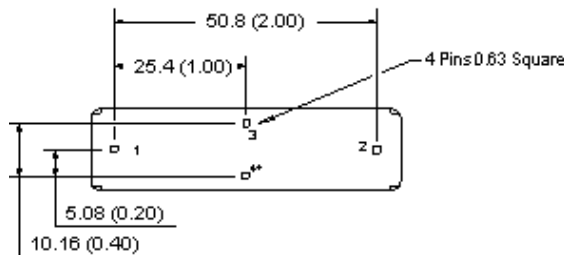
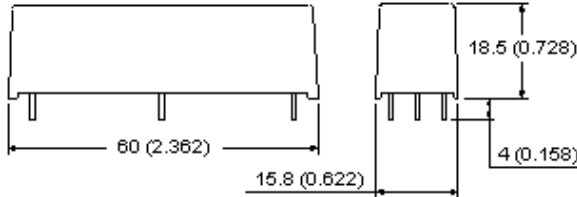
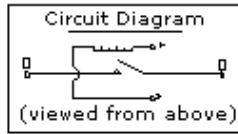


Make & Break Load Switching
 RoHS Compliant, date code 0701 and later



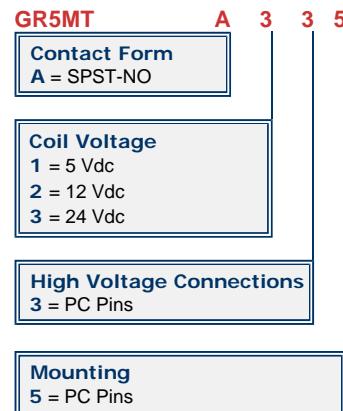
- | FEATURES |
|--|
| • Most cost effective choice for many 15kV applications |
| • Vacuum dielectric offers low stable contact resistance |
| • Durable tungsten coated contacts for hot load switching* |
| • Coil choices of 5, 12 or 24Vdc accommodate virtually any drive circuit |

*See load chart on this page. Consult factory for loads not listed.

PRODUCT SPECIFICATIONS		
Contact & Relay Ratings	Units	GR5MTA
Contact Form		A
Contact Arrangement		SPST-NO
Load Switching		see chart below
Voltage Ratings between Contacts	kVPeak	15
Current Carry @ DC	Amps	5
Contact Resistance	Ohms	0.250
Capacitance		
Across Open Contacts	pF	1
Closed Contacts to Ground	pF	8
Initial Insulation Resistance	GigaOhms	10
Operate Time	ms	3
Release Time	ms	2
Mechanical Life/ Rated Load	cycles	100 million
Weight, Nominal	g (oz)	28 (1)
Vibration, Operating, Sine(10-500 Hz Peak)	G's	20
Shock, Operating, 1/2 Sine 11ms (Peak)	G's	100
Temperature Range		
Operating	°C	-20 to +70
Storage	°C	-35 to +125

COIL RATINGS			
Nominal, Volts dc	5	12	24
Pick-up, Volts dc, Max.	3.7	9	20
Drop-Out, Volts dc	0.5	1.25	4
Coil Resistance (Ohms ±10%)	16	95	350

For more information, refer to
[Relay User Instructions](#)



Load Switching		Life in cycles
Voltage	Current	
110 Vac	0.5 Amps	1,000,000
120 Vac	1.0 Amps	200,000
1000 Vac	200 mAmps	100,000
5000 Vac	83 mAmps	1,000